



Planting

3 Wonder Space

- a-b Forsythia *Forsythia*
- c Blackcurrant *Ribes nigrum*
- d Larch *Larix eurolepis*
- e Common beech *Fagus sylvatica*

7 Lavender Island

- English lavender *Lavandula angustifolia*
- Siberian crab-apple *Malus hybrida* »Red Siberian«

9 Bower

- Hops *Humulus lupulus*

10 Bamboo shrubbery

- Yellow bamboo *Sinarundinaria murielae*

11 Solo bush

- Dogwood *Cornus controversa*

14 Garden of Fragrance

- Hyssop *Hyssopus officinalis*
- Lemon balm *Melissa officinalis*
- Curled mint *Mentha spicata* »Crispa«
- Bergamot *Monarda didyma*
- Marjoram *Origanum vulgare*
- Medical sage *Salvia officinalis*
- Winter savory *Satureja montana*
- Thyme *Thymus vulgaris*



16 Prickly Evergreen Garden

- Onion (ornamental) *Allium christophii*
- Fescue *Festuca scoparia*
- Peppermint *Mentha piperita*
- Sweet cicely *Myrrhis odorata*
- Mock orange *Philadelphus coronarius*
- »Phico«

- Spruce (»Birds'-nest«) *Picea abies* »Nidiformis«
- Spruce (»Sugar loaf«) *Picea glauca* »Conica«
- Serbian spruce *Picea omorika*
- Great burnet *Sanguisorba officinalis*
- Lemon thyme *Thymus citriodorus*
- »Golden Dwarf«

18 The shrubbery

- Persian ironwood *Parrotia persica*
- Chinese lantern *Physalis alkekengi*
- Sweetbriar *Rosa rubiginosa*

– beside these you may find the original planting of elder, ivy, nettle, thistle.....

21 Pavilion Garden

- Antarctic beech *Nothofagus antarctica*
- Knotweed *Polygonum affine*
- »Superbum«

22 Grove of ginkgos

- Crocus *Crocus imperati*
- Maidenhair tree *Ginkgo biloba*
- Yellow stonecrop *Sedum kamschaticum*

23 Butterfly Garden

- Butterfly bush *Buddleja davidii*
- Caryopteris *Caryopteris incana*
- »Cary«
- Red valerian *Centranthus ruber*
- Babies'-breath *Gypsophila paniculata*
- Blazing star *Liatris spicata* »Floristan Weiss«
- White loosestrife *Lysimachia clethroides*
- Catmint *Nepeta faassenii*
- »Six Hills Giant«
- Willow *Salix purpurea* »Gracilis«
- Red stonecrop *Sedum spectabile*
- »Carmen«



Garden of Senses

- 1. Entrances
- 2. Round stones of granite
- 3. Wonder Spaces with Tangible Sculptures
- 4. Crossings
- 5. Riverside Scenery with rocks
- 6. Lake Scenery without water – walls and towers is a future element*
- 7. Lavender Island
- 8. Maze of stakes
- 9. Bower covered with hops
- 10. Bamboo shrubbery
- 11. Solo bushes
- 12. Hollow with chives – a future element*
- 13. Hillock with soft herbs – a future element*
- 14. Garden of fragrance with fountain
- 15. Solitary place with tall perennials – a future element*
- 16. Prickly evergreens
- 17. Reflecting pool – a future element*
- 18. Shrubbery with old crumbling sculptures
- 19. Elm Stool
- 20. A future element
- 21. Pavilion Garden
- 22. Grove of ginkgo's
- 23. Butterfly Garden
- 24. Yellow Garden
- 25. Handicap toilet

*The Garden of Senses was started in 1995 and sponsored by The Tuborg Brewery, The Danish Outdoor Council and Copenhagen Cultural Capital of Europe, 1996. In years to come the garden will continue to explore and develop as the economic circumstances make this possible.



24 Yellow Garden

Yarrow

Achillea filipendulina
»Parker«

Angelica

Angelica archangelica

Cornelian cherry

Cornus mas

Tickseed

Coreopsis grandiflora
»Sterntaler«

Leopard's bane

Doronicum orientale
»Mme Mason«

Maltese cross

Lychnis chalcedonica

Yellow loosestrife

Lysimachia punctata

Cone flower

Rudbeckia fulgida
»Goldsturm«

3 The six sculptures of the Senses are made by Frejas Sal, a young group of artists:

a Sense of Touch:

Stone mason Peter Koželuh

b Sense of Fragrance:

Sculptor Thomas Kristensen

c Sense of Taste:

Cultural craftsman Henrik C. Andersen
Conservator Francesca Isbrand

d Sense of Vision:

Spacial designer Unni Johnsen

e Sense of Hearing:

Spacial designer Unni Johnsen

f The 6th Sense gateway:

Cultural craftsman Henrik C. Andersen
Conservator Francesca Isbrand

The Garden of Senses is not a playground; it has been designed to be explored and enjoyed by adults and children of all ages.

If you open your eyes, prick up your ears, widen your nostrils and give full rein to your curiosity, you will experience a garden full of surprises, where you can make use of all your senses.

The idea behind the Garden is to give children a glimpse of the richness of nature, in order to awaken their interest, help them to learn about nature and to respect it.

There is a wide variety of plants here:

- Some have sweet and spicy scents
- others display beautiful colours or exoticly shaped flowers and leaves;
- or stinging and even »burning« leaves.

The stones are also varied:

- rough and smooth, round and angular
- small stones that rattle in your hand
- big rocks for climbing.

There are living bushes and trees and edges made from stakes and sleepers.

There is a tree to climb in and for walkers and people in wheelchairs there are wooden bridges and in one place a floor laid with sawn logs.

Listen and you will hear the leaves rustling in the wind, footsteps on the bridges, trickling water, twittering birds, and the humming of bees.

Butterflies flutter past sculptures, old and new, and the more adventurous visitors can spell themselves through an alphabet maze.

The individual sections of the Garden have been edged with cobbles, pebbles, stakes etc. to make movement easier for the visually impaired and people in wheelchairs.

The first Gardens of Senses were created in connection with homes for children and young people with multiple disabilities, who could not go out and experience »real« nature. These gardens are usually small plots just outside.

Fælledparken's Garden of Senses is the largest in Denmark and was the first to be open to the general public.

We are very proud of it. *Please look after it!*

The Garden of senses Practical information

Access

The Garden of Senses is situated in Fælledparken, near the entrance Trianglen. Take the path to your right and you will find the Garden behind the Post Office.



Transport

Several busses stop at Trianglen and Østerport S-train station is 1 km away. There are excellent parking facilities on Øster Allé.


Opening hours

Fælledparken is always open.

Garden regulations

-  Dogs must be kept on a leash.
-  Cycling is not permitted in the Garden.

Facilities

-  Public toilets are suitable for disabled.



Text and photos: Helene Neebøleng. Translation: Stephanie Møller. Layout: Jens E. Larsen. Photo: Garden of Senses. Francis Couderc. Printed in Denmark by N. Olf. Møller, 1998.

